



Key considerations for observing multicluster health and optimization

Businesses and organizations depend heavily on their applications. Containers help provide uptime and performance by eliminating single points of failure. However, if clusters are improperly managed, they can quickly contribute to multiple single points of failure. Here are three ways Red Hat® Advanced Cluster Management for Kubernetes can help.



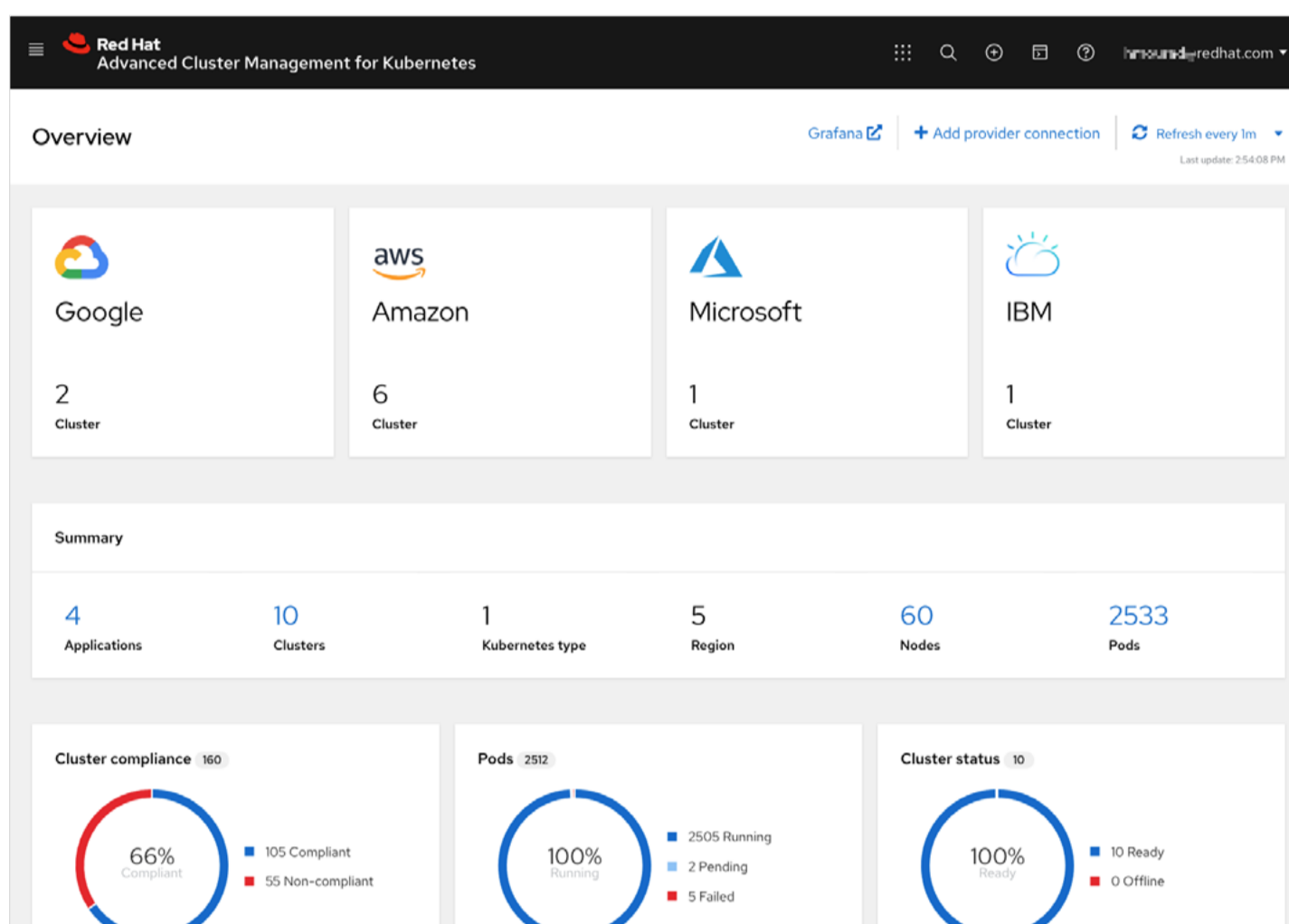
1. Proactively monitoring cluster health and performance

Proactively monitoring and managing the health and performance of Kubernetes clusters on-premise and in the cloud is important. If the clusters are experiencing health and performance degradation, the applications running on them are likely to be impacted.

With Red Hat Advanced Cluster Management, you can:

- ▶ **View an aggregated inventory of all clusters.** An overview dashboard lets you see a Kubernetes resource summary, high-level cluster compliance status, number of pods and their status, and the cluster status.
- ▶ **Graphically view system alerts, critical application metrics, and overall system health** using Grafana to more easily identify and remediate issues.
- ▶ **View additional details on the clusters** including optimization, capacity, and utilization.

Aggregated cluster inventory and status



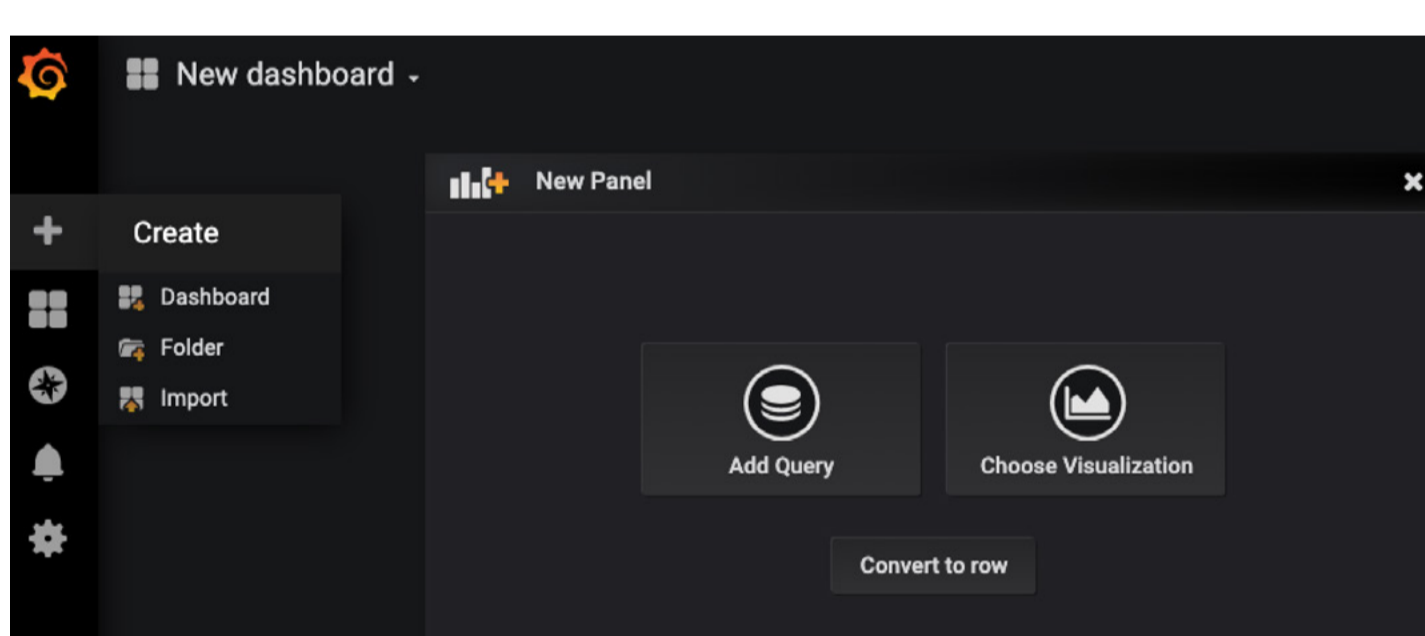
2. Customize to monitor metrics relevant to your organization

Key performance indicators are different for every organization, and they need to be monitored in the cluster management system. The ability to build custom dashboards and views around these metrics is useful.

With Red Hat Advanced Cluster Management, you can:

- ▶ **Use out-of-the-box Grafana dashboards** for multicluster health and performance monitoring.
- ▶ **Build and customize new dashboards** with metrics that are important to your enterprise.

Build and customize new dashboards



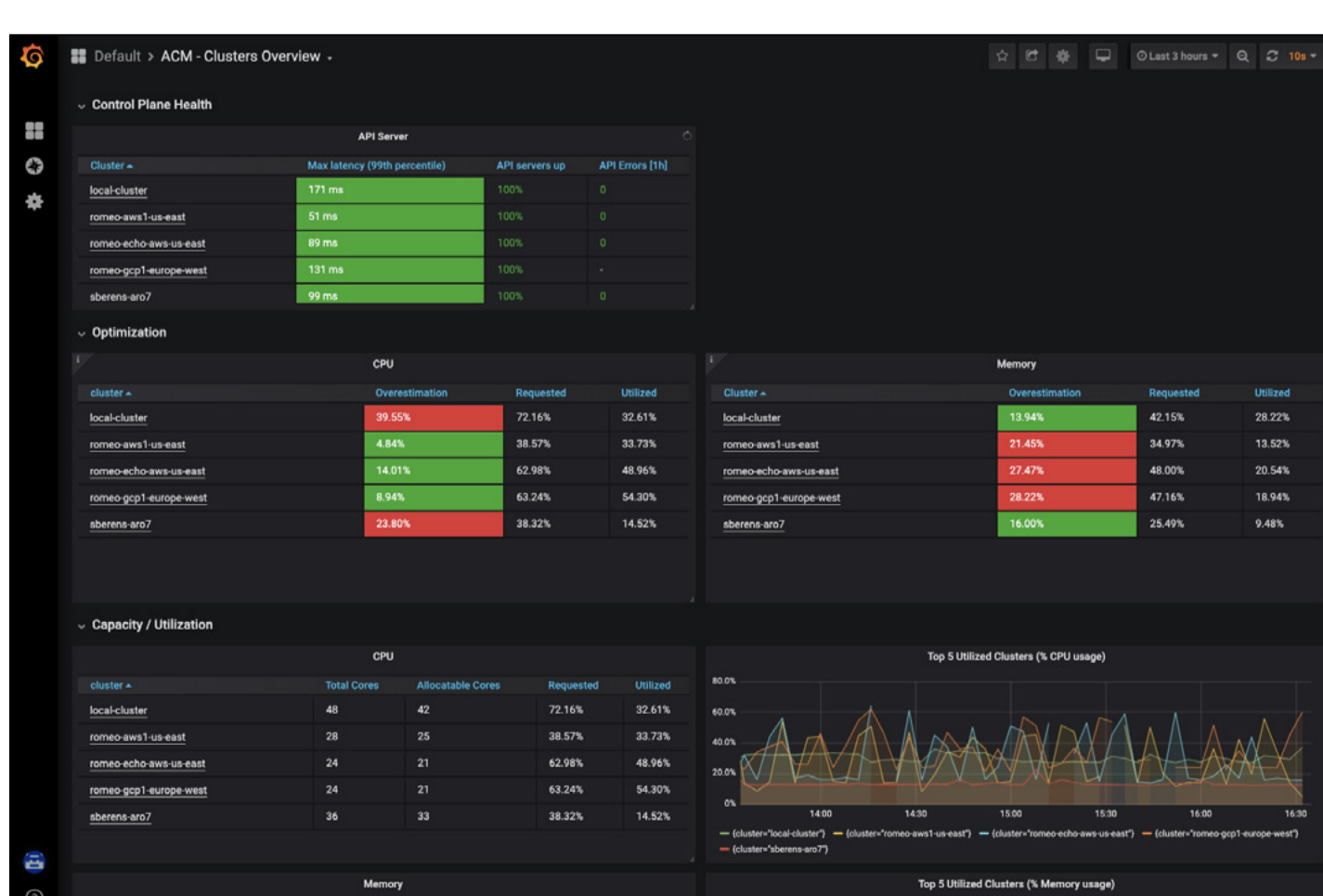
3. Improve and support DevOps practices

DevOps team and site reliability engineers (SREs) need to quickly identify the root cause of failed components. Snapshots of cluster health can help identify issues, like performance and capacity, that might be impacting application availability.

With Red Hat Advanced Cluster Management, you can:

- ▶ **Provide an operational dashboard** designed to help SREs troubleshoot application workloads across the multicluster environment.
- ▶ **Enhance the SRE experience with multicluster dashboards** that can store long-term historical data and provide an overview of multicluster health and optimization.
- ▶ **Provide alerts through Grafana** on key metrics as defined by the SREs.

Grafana dashboards with cluster health and performance metrics



To learn more about Red Hat Advanced Cluster Management for Kubernetes, visit our webpage.

[Learn more](#)

